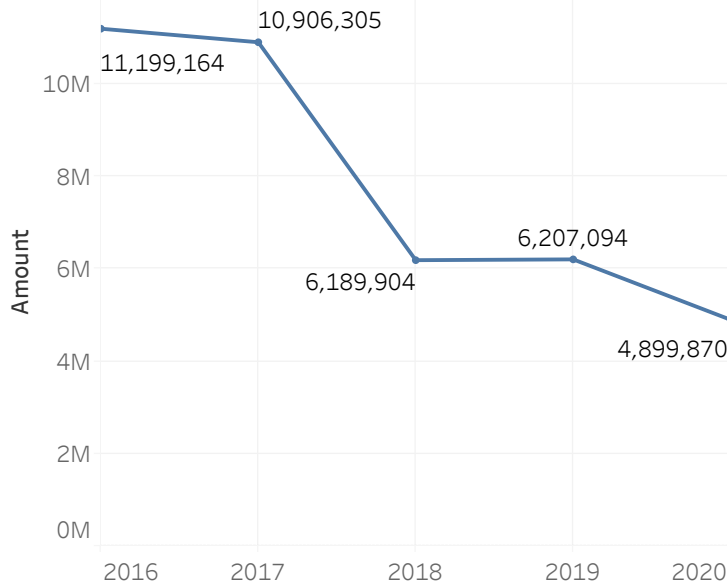
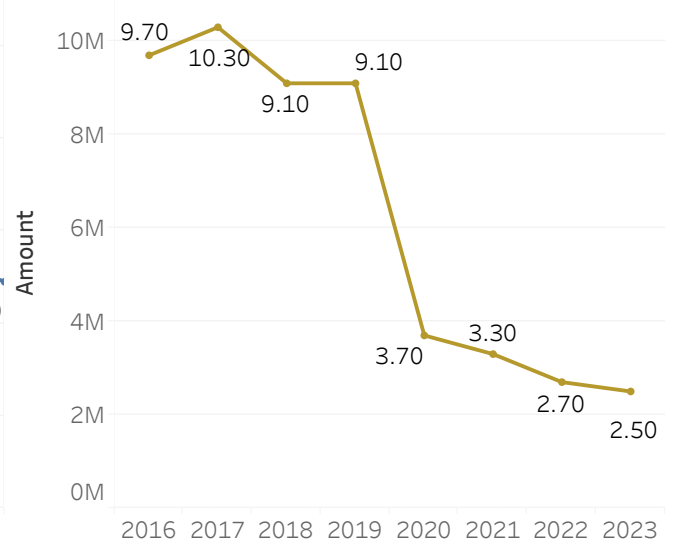


DHHS Unrestricted Revenue

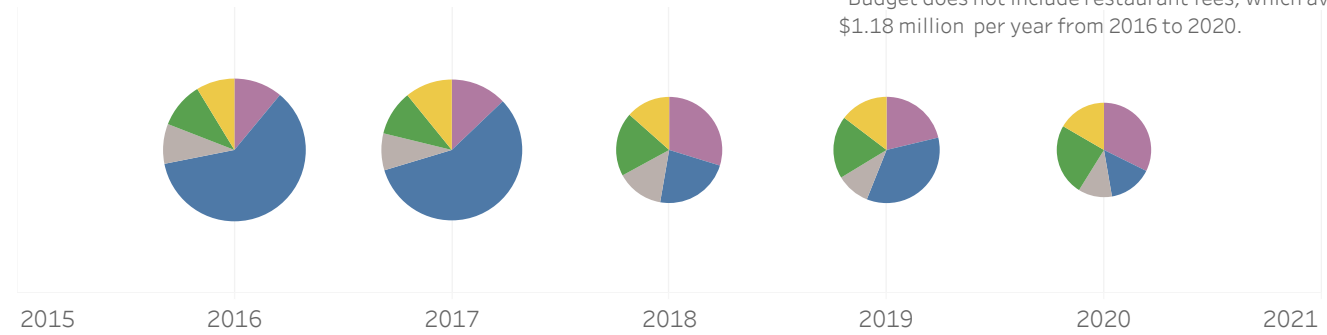
SFY2016 to SFY2020



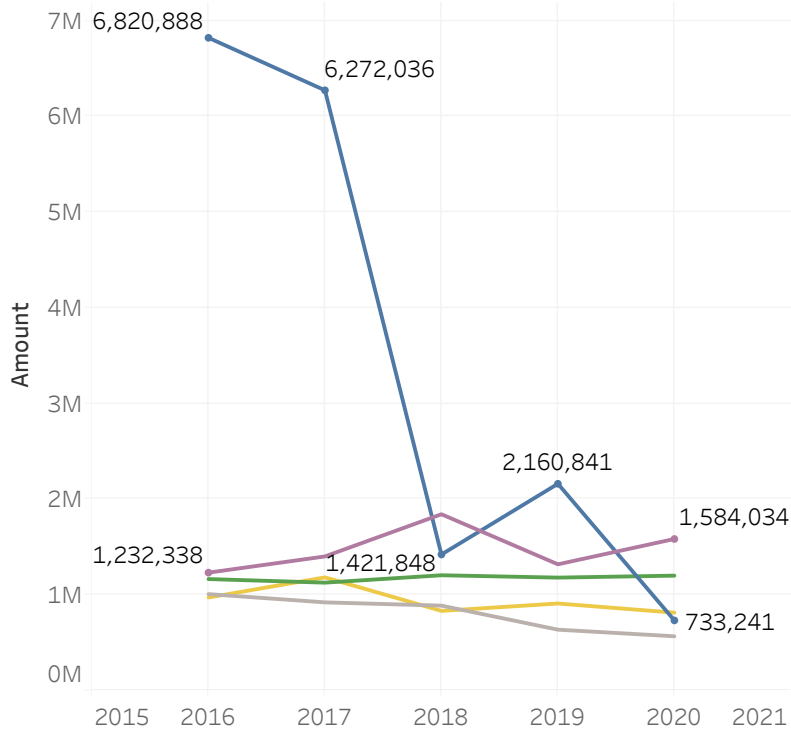
Budget from SFY2016 to SFY2023



*Budget does not include restaurant fees, which average \$1.18 million per year from 2016 to 2020.



Unrestricted Revenue by Source



Revenue Sources

- DEAS RECOVERY INCOME
- OTHER RECOVERIES-REG CARE
- OTHER REVENUE SOURCES
- RESTAURANT FEES
- THIRD PARTY RECOVERIES-REG CARE

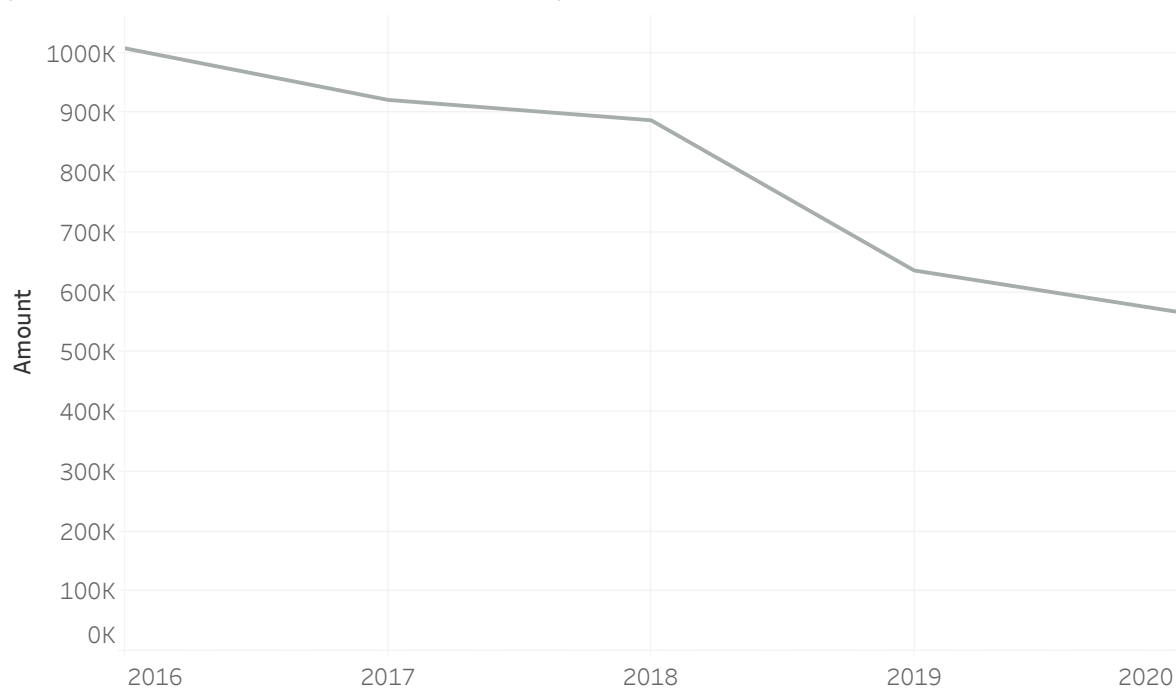
Other Unrestricted Revenue Resources

(total below \$1.2 M in four fiscal years)

ADMINISTRATIVE FINES/170E-21A	2,225	2,950	1,850	3,750	
COPY CHARGES RTK REQUEST	71				
CREDENTIALING/PERSONNEL IN ECS	9,151	9,333	9,322	7,811	4,095
FINES,PENALT & INT(PROG REV)	345	1,280	900	863	985
IMPAIRED DRIVE CARE MGT PROG	223,790	226,180	216,511	212,030	184,815
LAB FEES	262,185	203,902	205,337	175,759	164,540
OTHER RECOVERIES-LT CARE	35,564	12,894			
RADIATION FEES	189,000	189,000	189,000		
SALE OF SURPLUS PROPERTY		7,006	5,265		
SHELLFISH CERTIFICATE FEES	10,425	14,625	11,300	12,275	12,700
WATER ANALYSIS FEES	275,201	258,499	251,429	259,603	246,799
WRITE-OFF ADJUSTMENTS	0	-3,955	-3,251	-35,602	-46,581
Grand Total	1,007,957	921,714	887,662	636,489	567,353
	2016	2017	2018	2019	2020

Other Unrestricted Revenue Resources

(total below \$1.2 M in four fiscal years)



Revenue Sources Descriptions

Revenue Sources	Descriptions
DEAS Recovery Income	This revenue source includes the State share of the revenue eventually received from Medicaid beneficiaries' estates upon their death.
Other Recoveries - Reg Care	This revenue source includes refunds of Medicaid payments by Medicaid providers due to billing errors or services covered by other insurance providers, revenue received from the Attorney General's Office for restitution and other recoveries where the federal share has already been deducted, recoveries from fraudulent activities by Medicaid providers, recoveries from clients for fraudulent activities, cost settlements, and supplemental funds from manufacturing companies that give the NH the best price for paying for their product through NH Medicaid by rebating NH the monies.
Other Revenue Sources	Grouped revenue sources that include all other unrestricted revenue sources with a total below \$1.2 million between SFY2016 and SFY2020.
Restaurant Fees	This revenue source contains revenue from the licensing and regulation of food establishments and commercial shellfish processors.
Third Party Recoveries - Reg Care	This revenue source contains Third Party Liability collections under the Medicaid program. Specifically, revenue collected include payments recovered from private insurance for medical services that should have been covered by the private insurance where Medicaid has made a payment, payments recovered from a non-custodial parent that is court-ordered to pay medical support where Medicaid has made a payment, and payments recovered from an accident/trauma/workers comp/restitution where Medicaid has made a payment.