
**State of New Hampshire
Department of Health and Human Services**

Trend in Data during COVID-19

Division of Behavioral Health

*Updated: March 3, 2021
For House Finance Committee Request*



The division of Behavioral Health measures success through the following performance metrics:

- Increase in access to behavioral health treatment
- Reduction in fatal and non-fatal Overdose
- Reduction in ED visits for behavioral health primary diagnosis
- Reduction in fatal and non-fatal suicide attempts

NH Suicide Prevention Annual Report:

<https://www.dhhs.nh.gov/dphs/bchs/spc/documents/2019-annual-suicide-report.pdf>

NH Drug Monitoring Initiative:

<https://nhvieww.nh.gov/IAC/DMI/>



The Division of Behavioral Health monitors data from a variety of programs, providers and sources including but not limited to:

- Community Mental Health Center data
- Doorway data
- Suicide Prevention Hotline and Veterans Crisis Line call volume
- Disaster Distress Helpline call volume
- Medicaid Pharmacy data
- PDMP data
- Suicide Fatality data
- Overdose Fatality data
- Paid Claims data
- 211 call volume and reason type
- Youth Risk Behavior Survey (YRBS) data
- Behavioral Health Risk Factor Surveillance System (BRFSS) data



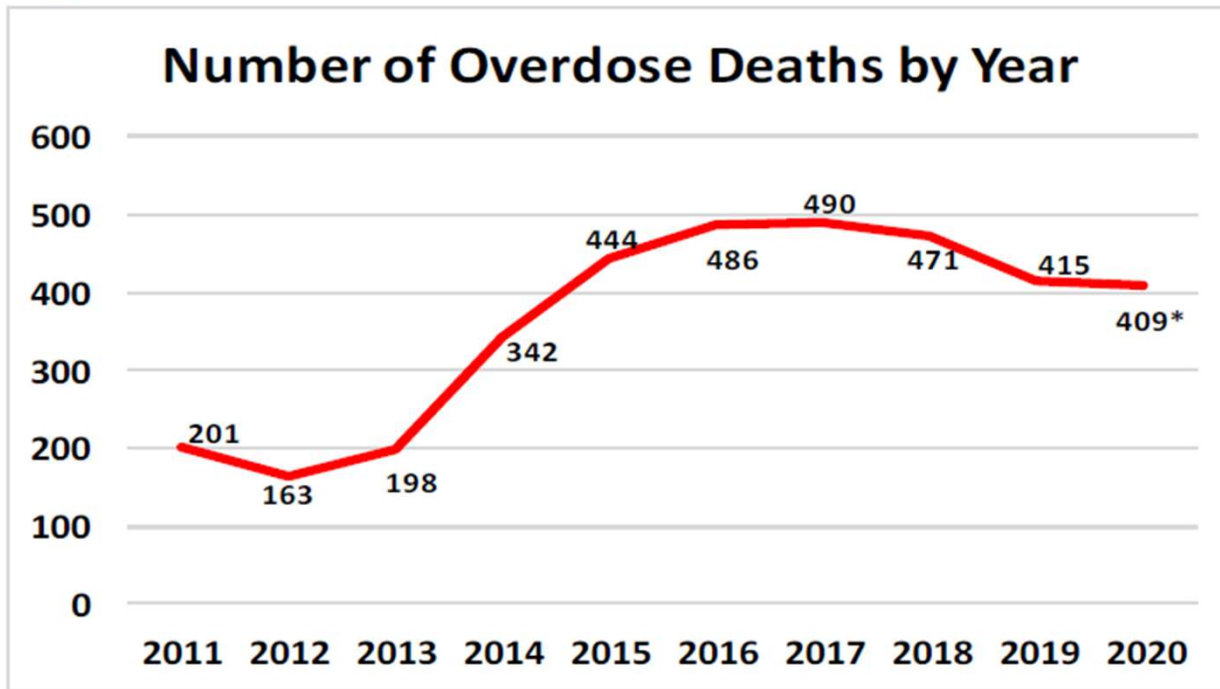
NH DHHS Opioid Dashboard tracks:

- Treatment service users (Medicaid & WITS, with some Commercially insured comparisons)
- Unintentional overdose deaths (Vital Records)
- Opioid prescribing (Medicaid & Commercial)
- Drug related child neglect and cases where household use is a risk factor (Bridges)
- Possible SUD exposure at birth (Vital Records)
- ED visits for opiates (AHEDD)





2020 Drug Data



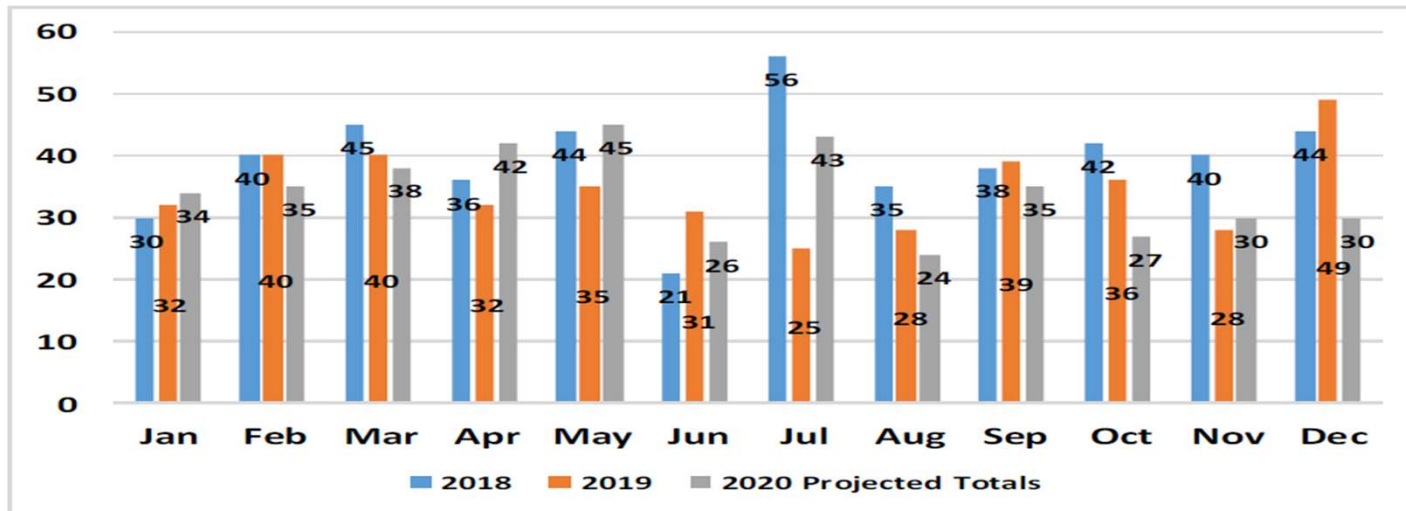
*409 confirmed drug deaths plus deaths pending toxicology as of 2/12/2021.





2020 Drug Data

The chart below shows the number of confirmed drug deaths from January through December for 2018 and 2019 and the number of confirmed drug deaths plus those that are pending toxicology in 2020.



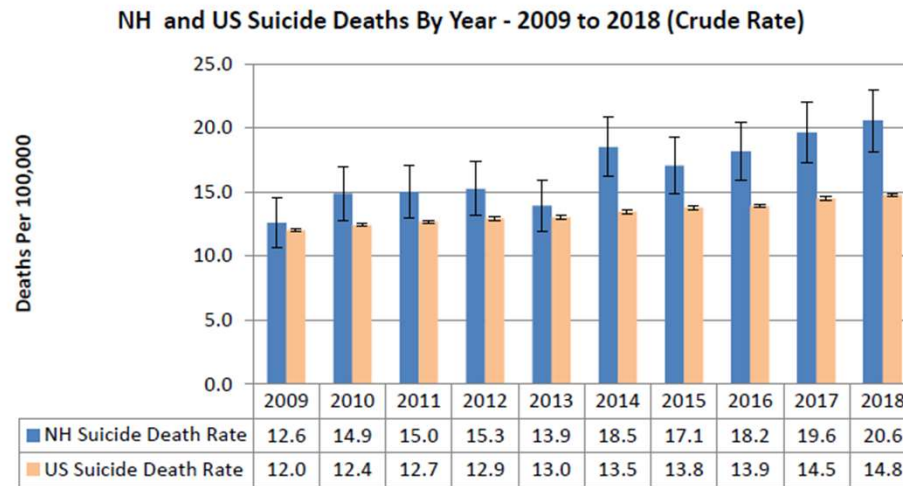
Drug death data changes daily as pending cases are finalized.
To receive monthly updates contact: kim.k.fallon@doj.nh.gov
Enter "request for drug data" in the subject line.

The OCME makes every effort to ensure the accuracy of published data. However, case management software requires manual data entry and transcription errors may occur.

New Hampshire Office of Chief Medical Examiner 2020 Monthly Drug Data



Figure 2
Crude Suicide Death Rates per 100,000 in NH by Year 2009-2018.



Data Source: CDC WISQARS, 2009-2018

Table 7 (pg. 23) displays the 10 leading causes of death for people of different age groups in NH. From 2014-2018, suicide among those aged 10-34 was the second leading cause of death in NH and nationally. Suicide rates for individuals age 10-34 during 2014-2018 were behind only deaths due to unintentional injury. Within that age group, a substantial number of unintentional injuries in NH include motor vehicle crashes and unintentional overdose deaths. Suicide among individuals of all ages was the 8th leading cause of death in NH, and the 10th leading cause of death nationally.



Table 7
10 Leading Causes of Death, New Hampshire, by Age Group, 2014 – 2018.

| Rank | Age Groups | | | | | | | | | | All Ages |
|------|-------------------------------------|--------------------------------------|-------------------------------------|---|---|---|--|--|---|---|---|
| | <1 | 1-4 | 5-9 | 10-14 | 15-24 | 25-34 | 35-44 | 45-54 | 55-64 | 65+ | |
| 1 | Short Gestation 37 | Congenital Anomalies (*see note) | Malignant Neoplasms (*see note) | Malignant Neoplasms 14 | Unintentional Injury 322 | Unintentional Injury 795 | Unintentional Injury 601 | Malignant Neoplasms 891 | Malignant Neoplasms 2,641 | Heart Disease 1,102 | Malignant Neoplasms 13,817 |
| 2 | Congenital Anomalies 33 | Unintentional Injury (*see note) | Unintentional Injury (*see note) | Suicide (*see note) | Suicide 154 | Suicide 183 | Malignant Neoplasms 210 | Unintentional Injury 594 | Heart Disease 1,320 | Malignant Neoplasms 9,973 | Heart Disease 13,173 |
| 3 | Maternal Pregnancy Comp. 19 | Homicide (*see note) | Homicide (*see note) | Unintentional Injury (*see note) | Heart Disease 18 | Malignant Neoplasms 60 | Suicide 198 | Heart Disease 562 | Unintentional Injury 447 | Chronic Low. Respiratory Disease 3,069 | Unintentional Injury 4,321 |
| 4 | Placenta Cord Membranes 12 | Influenza & Pneumonia (*see note) | Benign Neoplasms (*see note) | Congenital Anomalies (*see note) | Malignant Neoplasms 14 | Heart Disease 51 | Heart Disease 113 | Suicide 281 | Chronic Low. Respiratory Disease 393 | Cerebro-vascular 2,158 | Chronic Low. Respiratory Disease 3,580 |
| 5 | Circulatory System Disease 10 | Malignant Neoplasms (*see note) | Heart Disease (*see note) | Benign Neoplasms (*see note) | Homicide 12 | Liver Disease 13 | Liver Disease 53 | Liver Disease 169 | Liver Disease 295 | Alzheimer's Disease 2,147 | Cerebro-vascular 2,434 |
| 6 | Respiratory Distress (*see note) | Diabetes Mellitus (*see note) | Cerebro-vascular (*see note) | Chronic Low. Respiratory Disease (*see note) | Chronic Low. Respiratory Disease (*see note) | Homicide 10 | Diabetes Mellitus 24 | Diabetes Mellitus 97 | Diabetes Mellitus 253 | Unintentional Injury 1,539 | Alzheimer's Disease 2,181 |
| 7 | Intrauterine Hypoxia (*see note) | (*see note) | Congenital Anomalies (*see note) | Influenza & Pneumonia (*see note) | Congenital Anomalies (*see note) | Cerebro-vascular (*see note) | Homicide 20 | Chronic Low. Respiratory Disease 87 | Suicide 219 | Diabetes Mellitus 1,196 | Diabetes Mellitus 1,583 |
| 8 | SIDS (*see note) | (*see note) | (*see note) | Nephritis (*see note) | Diabetes Mellitus (*see note) | Congenital Anomalies (*see note) | Chronic Low. Respiratory Disease 17 | Cerebro-vascular 72 | Cerebro-vascular 170 | Influenza & Pneumonia 1,066 | Suicide 1,263 |
| 9 | Bacterial Sepsis (*see note) | (*see note) | (*see note) | Pneumonitis (*see note) | Cerebro-vascular (*see note) | Chronic Low. Respiratory Disease (*see note) | Cerebro-vascular 15 | Septicemia 34 | Septicemia 91 | Nephritis 776 | Influenza & Pneumonia 1,167 |
| 10 | Three Tied (*see note) | (*see note) | (*see note) | (*see note) | Benign Neoplasms (*see note) | Complicated Pregnancy (*see note) | Congenital Anomalies 10 | Congenital Anomalies 24 | Nephritis 78 | Parkinson's Disease 729 | Nephritis 882 |

Produced By: Office of Statistics and Programming, National Center for Injury Prevention and Control, Centers for Disease Control and Prevention

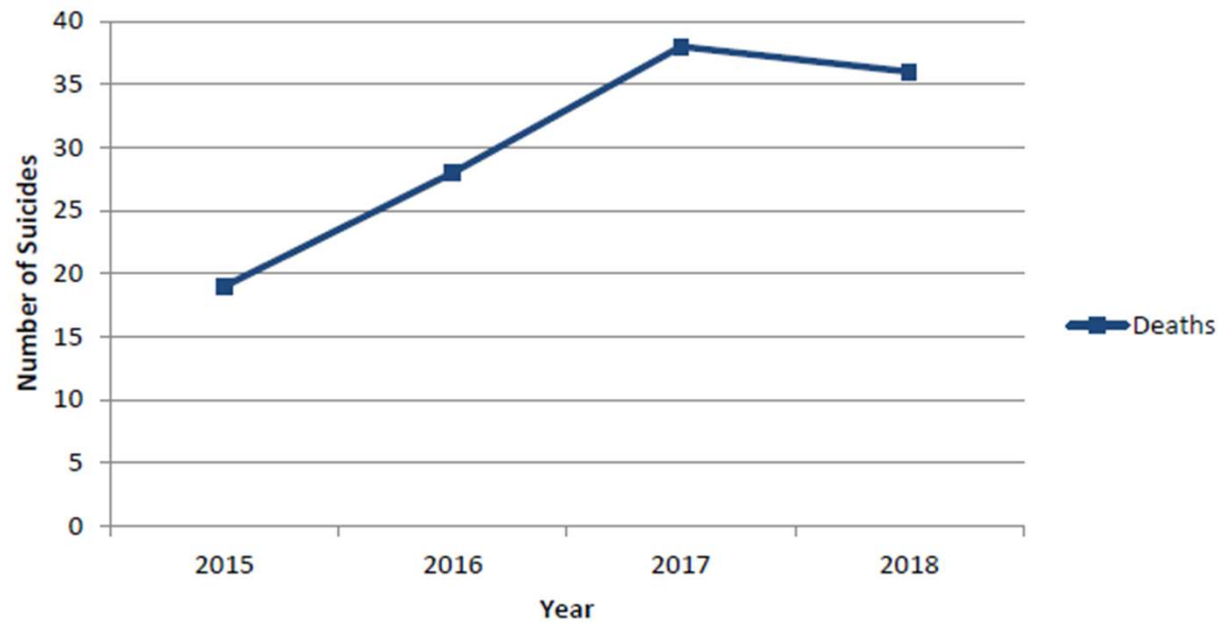
*Note: Beginning with 2008 data, the CDC has suppressed state-level counts for categories with fewer than ten deaths

Data Source: National Center for Health Statistics, National Vital Statistics System



Figure 4

New Hampshire Youth Ages 10-24 Suicides from 2015 to 2018

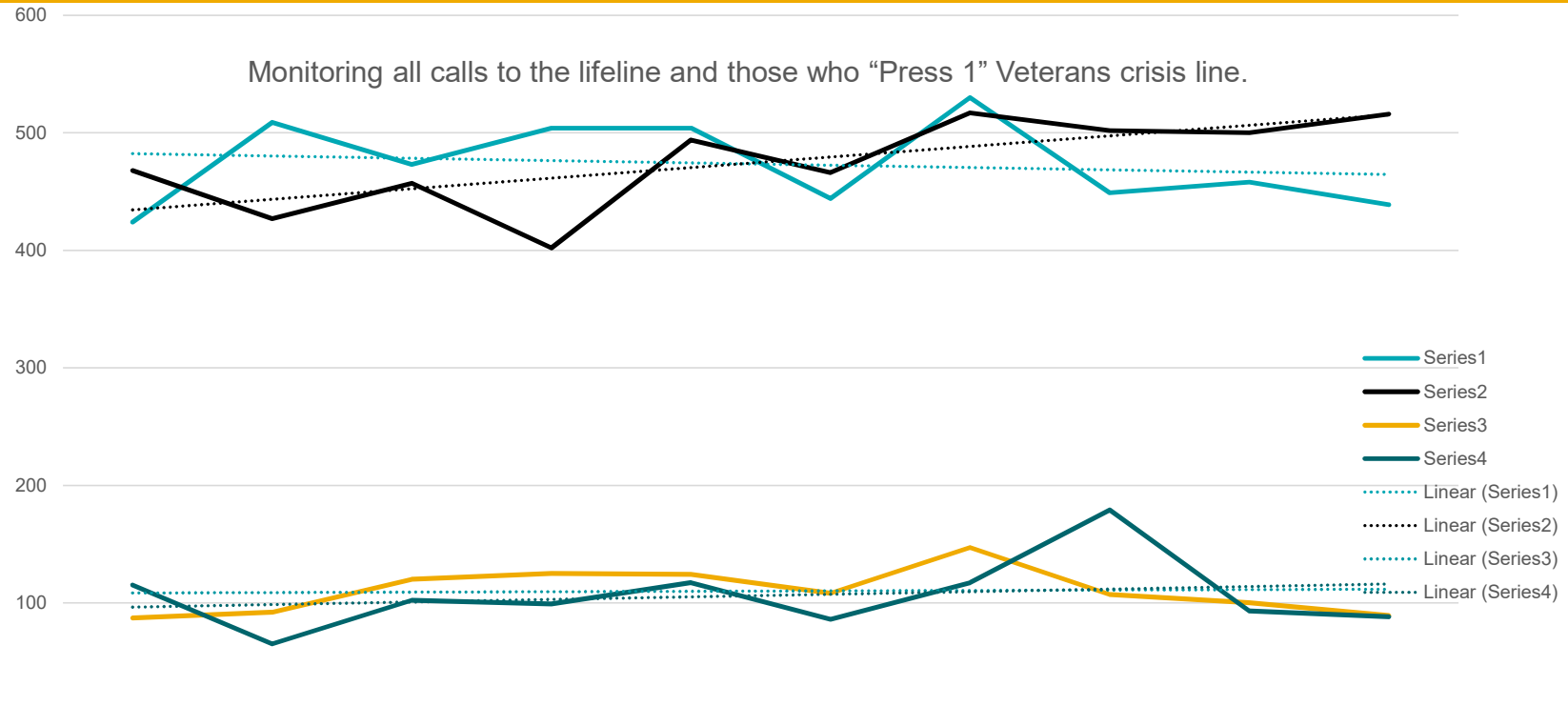


Data Source: NH-VDRS data prepared by the NH DHHS Injury Prevention Program



Suicide Prevention Lifeline monthly call volume from NH

Monitoring all calls to the lifeline and those who "Press 1" Veterans crisis line.



| | JAN | FEB | MAR | APR | MAY | JUN | JUL | AUG | SEPT | OCT |
|---------|-----|-----|-----|-----|-----|-----|-----|-----|------|-----|
| Series1 | 424 | 509 | 473 | 504 | 504 | 444 | 530 | 449 | 458 | 439 |
| Series2 | 468 | 427 | 457 | 402 | 494 | 466 | 517 | 502 | 500 | 516 |
| Series3 | 87 | 92 | 120 | 125 | 124 | 108 | 147 | 107 | 100 | 89 |
| Series4 | 115 | 65 | 102 | 99 | 117 | 86 | 117 | 179 | 93 | 88 |



Disaster Distress Helpline monthly call volume from NH

